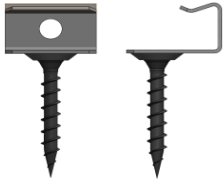


JOB NAME:	
CONTRACTOR:	DATE:



**CAMO® STARTER CLIP**

**Size:** #7  
**Head Type:** Flat  
**Drive Type:** T15 Star  
**Point Type:** Sharp Point




**APPLICATION** For indoor or outdoor applications  
 Designed for installation of grooved deck board materials on wood joists

**FEATURES** Features black coating for reduced visibility  
 Hole in vertical wall allows for optional/additional securing of clip  
 Optimized for variety of groove heights and depths  
 Lead in reduces effort needed to position board

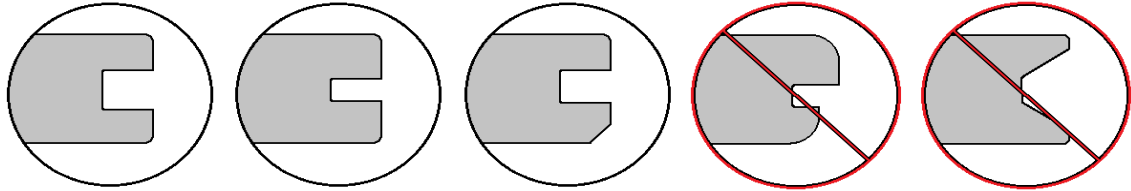
**MATERIALS** 304 Stainless Clip  
 304 Stainless Screw

**COATINGS** Black Zinc over 304 Stainless meets ASTM B117 for salt spray corrosion testing  
 Stainless Steel screws are passivated per ASTM A380 standard

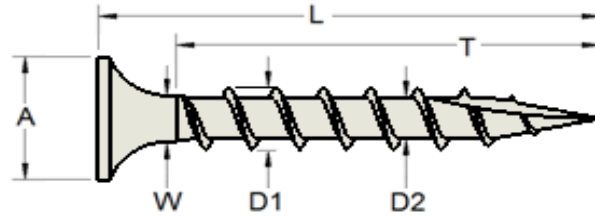
**INSTALLATION** Not recommended for use with impact drivers  
 Works in tandem with the Camo EdgeClip & EdgeXClip



**CAUTION** Not intended for side wall applications  
 Deck boards have many different shapes forming the grooves used for clip attachment. Shape variations may include rounded corners and slightly angled grooves. The steeper these angles, the less effective the Starter Clip pre-installation will be.



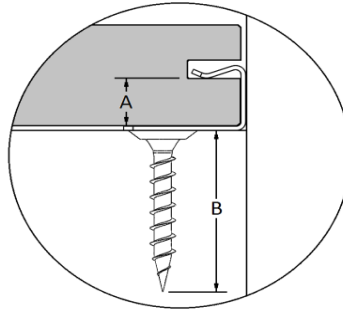
**FASTENER DIMENSIONS**



Head Dia.	Major Thread Dia.	Minor Thread Dia.	Overall Length	Shank Dia.	Grip Length
A	D1	D2	L	W	T
∅ 0.320 in	∅ 0.162 in	∅ 0.109 in	1-3/16 in	∅ 0.116 in	1 in

**PENETRATION DEPTH**

MINIMUM deck board groove should be 1/8" tall x 1/4" deep. The material remaining below groove (dim A) must be between 0.345 in - 0.435 in.



Dimension A	Dimension B
0.345	1-1/8 in
0.435	1-1/8 in

These values are valid for Starter Clip only.

**PRODUCT AVAILABLE**

	SKU	Coverage	Drive Bit Size	Box Count QTY	Master Pack
	0344087	30 lf	T15	25 ct	6 pack
<b>DIRECTIONS</b>	Place clip on joist and position it adjacent to the exterior wall of the construction. Hold firm while inserting screw using a power drill tool. As screw becomes tight, the clip will want to rotate with the screw. It is important for the clip to remain parallel to the joist to ensure the best fit for the grooved deck board.				